



Speaker 1:
Klaus Jørgensen
Market Director, DanAvl



Subject 1: Sustainable Pig Production – Challenges of the Future.

The Key Challenge




Key issue: Sustainability

Key challenge. How to balance.

Sustainable Society - Contributing Pig Producers



The way we contribute to society.



Regulatory frames



Society



8 employees in
neighbouring areas



15 employees in slaughter-
Houses and related industries


Society impact:
- The pig production IS important



Farm turnover
to EUR 1.5 mill.



Slaughtering and food processing
turnover to EUR 2.2 mill.




Tax income will fund at least
8 public sector employees.

Sustainable Ethics - Responsible Pig Producers



The way we do business.



Our license to operate



Key Challenges



- **Animal welfare: How do we keep and treat our pigs**
- **Food safety. What do we put into our pigs**
- **Environmental impact: How do we treat our environment**

Sustainable Business



Cost efficiency



Productivity



THE DANAVL PROGRAMME

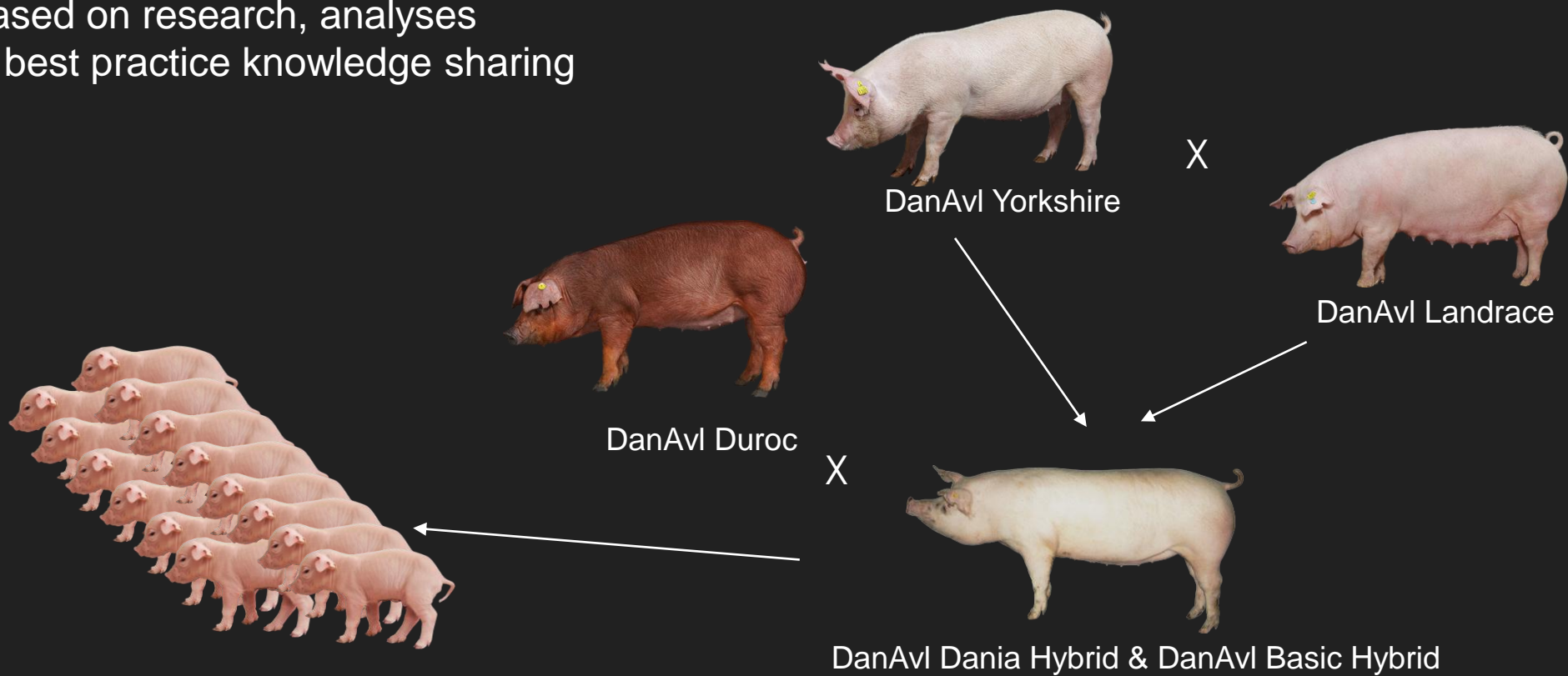


High Productivity and top-quality breeding animals

Complete Three-Way Crossbreeding System...



...based on research, analyses
and best practice knowledge sharing




DanAvl Ranking System

- Open and Transparent



- Breeding and multiplier herds ranked according to average breeding index



HIGH, DOCUMENTED LEVEL OF HEALTH




- **One of the world's leading production and health systems**
Well-established set of standards for infection protection, health control
and the transportation of pigs
SPF health status – (Specific Pathogen Free)
– Red herds - highest level in nucleus and
multiplier herds

See more – spfsus.dk





Documented Economic Effect Based on a Universal and Robust Breeding Objective

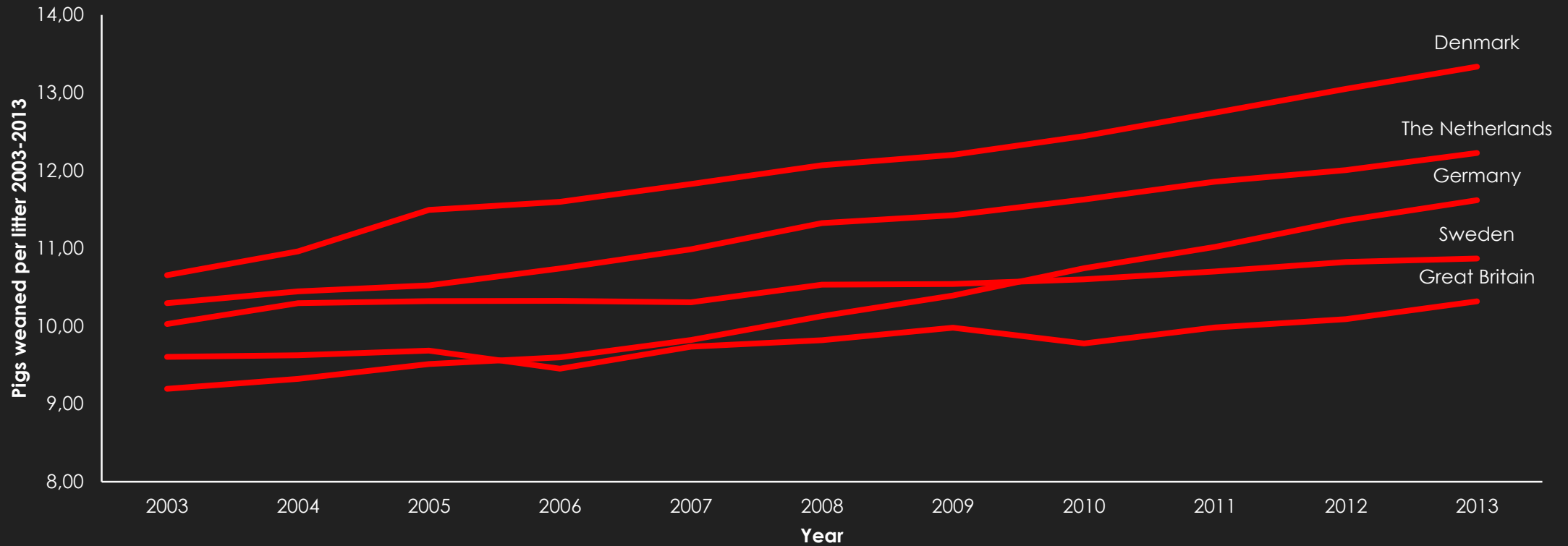


DanAvl Benefits



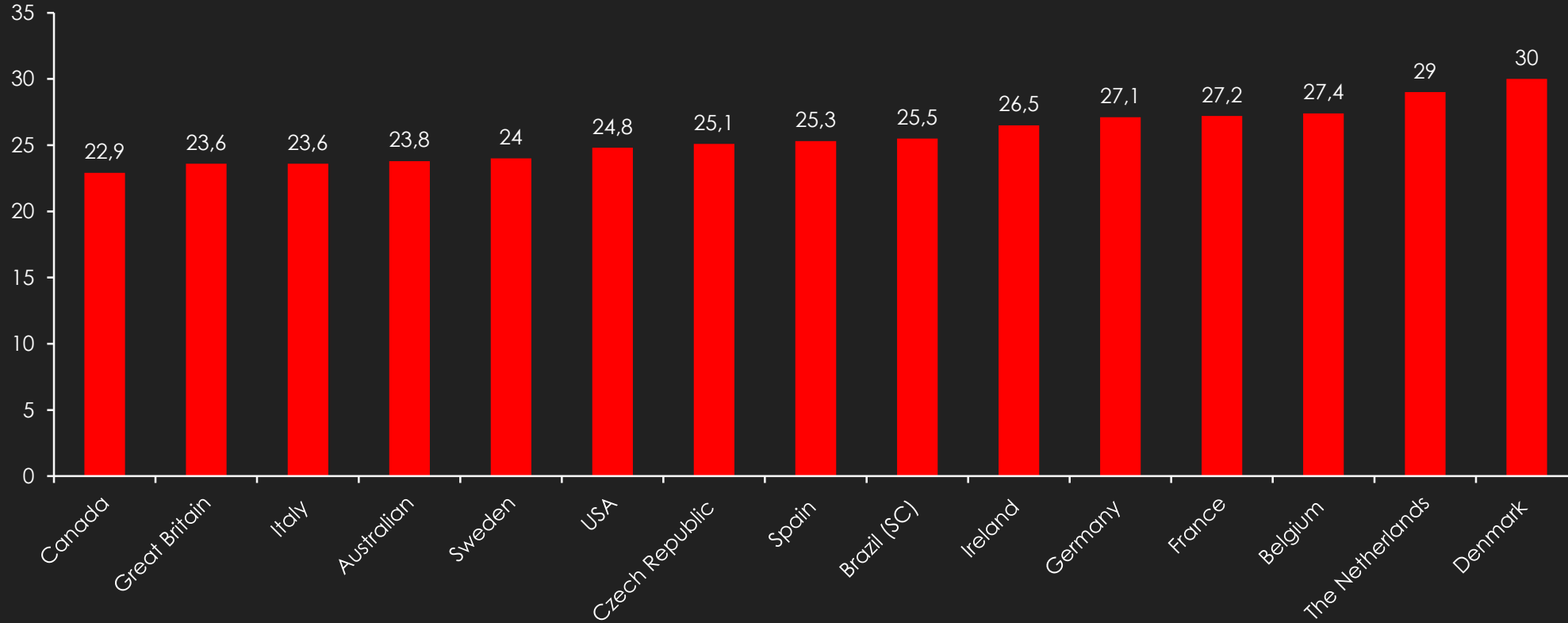
Guaranteed Total Merit

Pigs Weaned Per Litter (Europe) – 2003 - 2013



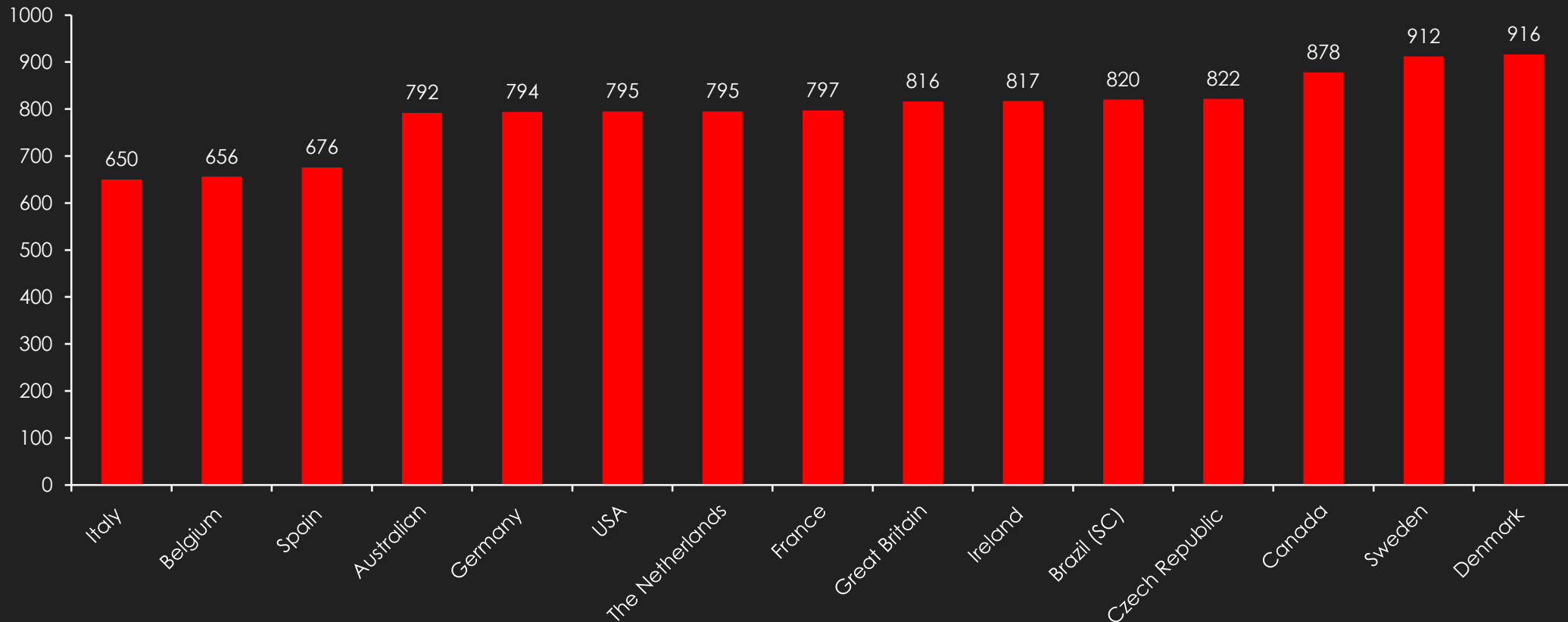
Source: BPEX 2014 for InterPIG countries

Pigs Weaned Per Sow Per Year 2013



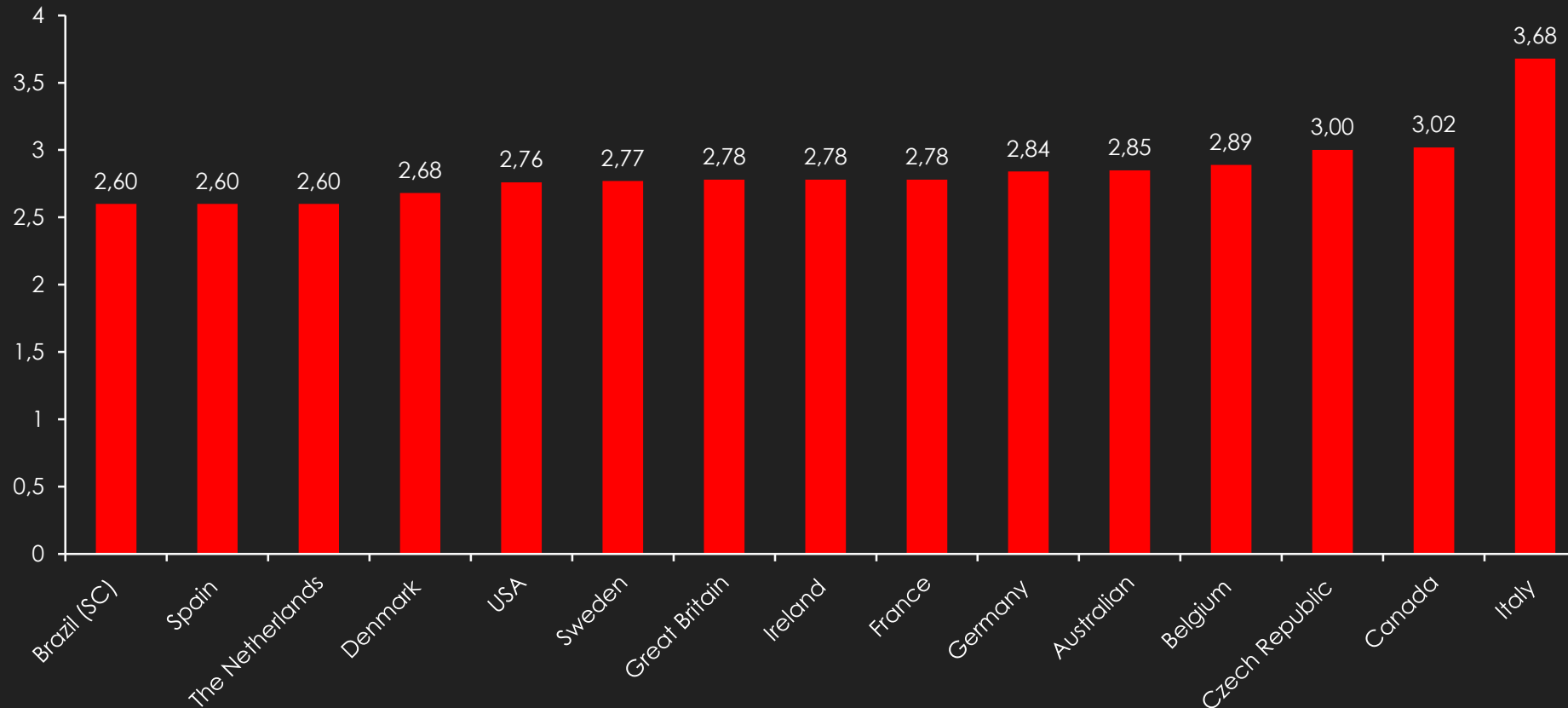
Source: BPEX 2014 for InterPIG countries

Finishers Daily Growth - Gram Per Day (2013)



Source: BPEX 2014 for InterPIG countries

Finishers – Feed Conversion - Kilo Feed Per Kilo Growth (2013)



Source: BPEX 2014 for InterPIG countries

DanAvl

– Average and Top Herds 2013




Herd Rank	1	2	3	4	5	Top 25%	AV. 2013	Av. 2012
Weaned pigs per year per sow*	36.8	36.2	35.3	35.2	35.2	32.5	30.0	29.6
Live-born pigs per litter	16.6	17.6	17.0	16.1	16.9	16.1	15.4	15.1
Weaned pigs per litter	15.3	15.7	15.2	14.7	14.6	14.2	13.3	13.1
Weight at weaning (kg)	6.5	8.5	6.7	5.9	6.7	6.7	7.0	7.0
Mortality during lactating period (%)	8.0	11.0	10.7	9.0	13.0	11.5	13.7	13.7
Farrowing rate (%)	92.3	92.0	93.3	91.0	93.0	89.8	86.6	87.0

DanAvl Warentest



DanAvl females yield an improved overall economy of EUR 8.36 as compared with the average in the test. DanAvl

	BHZZP		HÜLSENBERGER	JSR	LRS	PIG	TOPIGS	AV.
SOW PRODUCTIVITY:								
Number of live born / litter	11,74	13,63	11,70	11,75	11,43	11,80	12,31	12,05
Number of weaned pigs / litter	10,03	11,04	10,04	10,14	9,96	9,93	10,74	10,27
FATTENERS:								
Daily weight gain / grams	877	942	906	851	875	875	878	887
KG feed / KG growth	2,58	2,43	2,51	2,58	2,56	2,55	2,58	2,54
Muscle of the back, area CM2	55,70	55,40	55,80	57,80	57,40	54,70	53,50	55,80
Lean meat percentage	58,60	58,90	58,70	59,40	58,50	58,30	57,20	58,50
IN TOTAL:								
Satisfaction*	2,14	2,12	1,94	2,22	1,93	2,13	1,96	2,06
Economy, €	68,54	79,19	71,68	69,41	69,60	67,94	69,47	70,88
Overall assessment*	2,0	1,3	1,8	2,0	2,2	2,0	2,1	1,9

* Satisfaction and overall assessment on a 1-6 scale with 1 being the best obtainable.

Added Impact in Danish Pig Production 2014: 1.5 billion p.a.



	2008	2009	2010	2011	2012	2013	2014	Total
Daily weight gain (30-100 kg)	1,1	1,02	1,14	1,24	1,65	1,8	2,24	10,19
Feed conversion ratio	2,85	3,15	3,29	3,33	5,29	5	5,13	28,04
Lean meat ratio	1,16	2,12	1,38	1,35	0,88	0,88	0,85	8,62
LP5	4,86	4,36	3,69	7,5	2,69	2,59	2,05	27,74
Conformation	0,38	0,35	0,44	0,45	0,38	0,45	0,53	2,98
Longevity	-0,98	-0,9	-0,83	-0,48	-0,04	-0,05	0,27	-3,01
Daily weight gain (0- 30 kg)	0,11	0,17	0,05	0,07	-0,1	0,14	0,21	0,65
Slaughter loss	0	0,07	0,04	-0,02	0,1	0,1	0,16	0,45
Total	9,48	10,35	9,18	9,95	10,84	10,9	11,43	75,66

Source: Annual Report , Breeding & Genetics, DPRC. <http://vsp.lf.dk/>. Calculations based on 20 mill. slaughter pigs

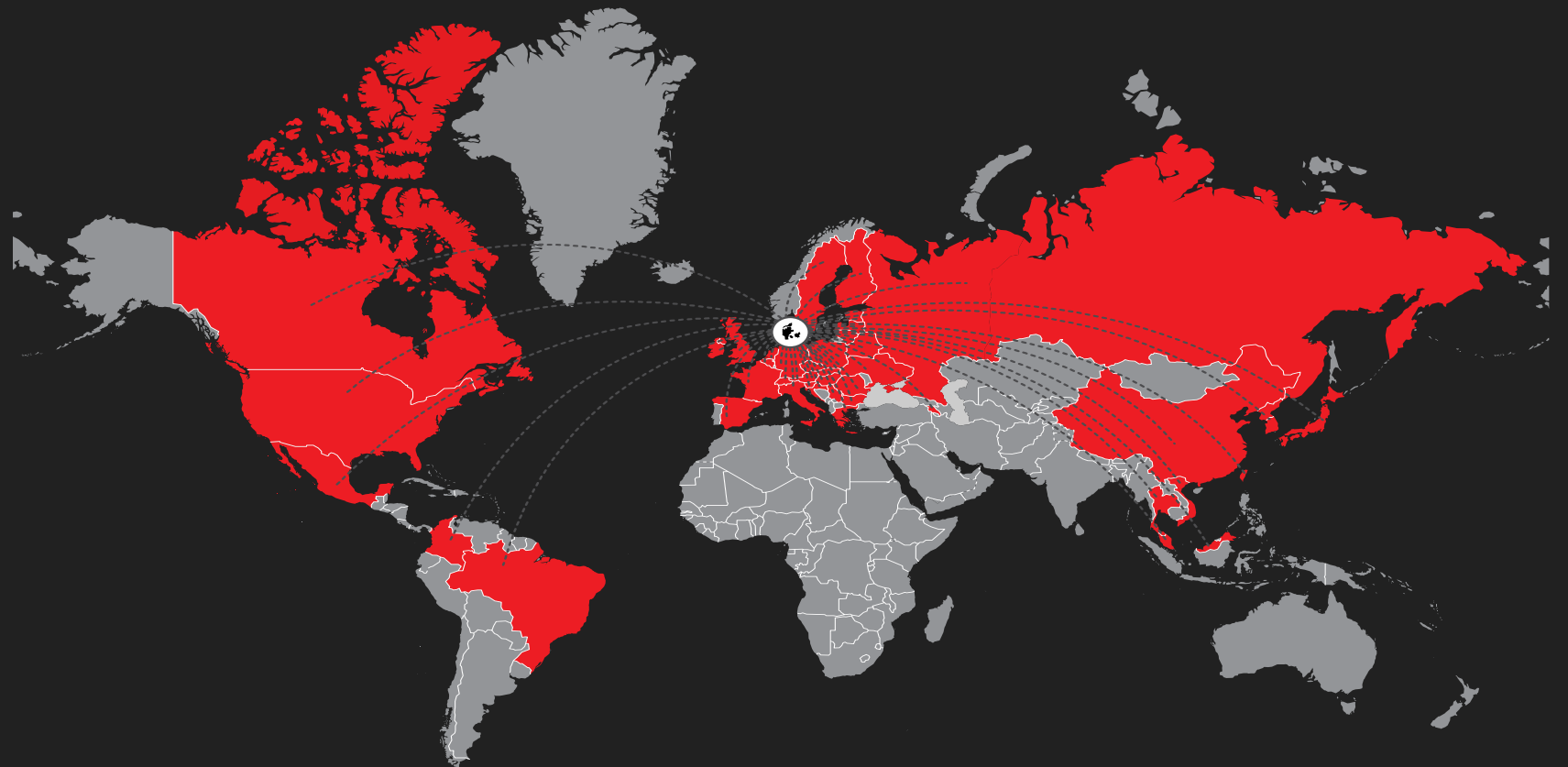
Best-in-Class Performance





DanAvl – A global Footprint

- global market presence since 2008



Questions

